



**DATE:** November 20, 2009  
**TO:** All State Welding Competition Instructors and Contestants  
**FROM:** Kelvin Byrd, Welding Department Head  
**SUBJECT:** 2010 District Elimination Welding Competition Information Schedule

Greenville Technical College Brashier Campus is happy to be hosting the 2010 SkillsUSA District Elimination Welding Competition on Thursday, April 15, 2010. The twelve winners from this elimination will go on to compete at the state level on Friday, April 16, 2010 at the Carolina 1st Center in Greenville. The Brashier Campus of Greenville Technical College is located at 1830 West Georgia Road, Simpsonville, SC (Just off Interstate 385 at Exit 29- see enclosed map).

This year's practical exam will include GTAW, GMAW, SMAW, and OFC welding processes. Contestants should be prepared to work with carbon and aluminum base metals. Cutting will require use of the oxy/fuel process. Special emphasis will be placed on layout and quality of cuts, weld symbol interpretations, blueprint reading (hidden lines), and welding. The Event Coordinator will define the welding and cutting processes the day of the competition.

Attached is the event schedule. Please review it carefully. Everyone is expected to arrive on time and have the necessary equipment to execute all assigned tasks. Also, it is imperative that each contestant bring their SkillsUSA membership identification - without it, the contestant will not be permitted to compete. The instructor/counselor is responsible for registering and paying all fees on the SkillsUSA webpage, [www.skillsusa-register.org](http://www.skillsusa-register.org). Please note: The registration deadline is March 15, 2010.

Students must be accompanied by their instructor or authorized school chaperone (authorized in writing) at all times during this event. Failure to do so will result in automatic disqualification. Events will start on time so be sure to arrive early. Late arrivals will not be allowed to participate.

Each instructor is asked to bring the following equipment to be used as door prizes to be given out in a drawing to be held at the end of the competition:

- Helmet
- Safety glasses
- Gloves
- Chipping hammer
- Wire brush
- MIG pliers

Again, we are looking forward to hosting this year's event. We hope this competition will be rewarding and successful. You may contact me at (864) 228-5024 or my administrative assistant, Sarah Bailey, at (864) 228-5048.

We look forward to seeing you on the 15<sup>th</sup> of April!



## **SkillsUSA**

### **DISTRICT ELIMINATION WELDING COMPETITION**

**Thursday, April 15, 2010**

#### **Schedule**

**Wednesday**  
**April 14, 2010**

5:00 - 9:00 pm

Welding Lab open for students practice

**Thursday**  
**April 15, 2010**

7:00 - 8:15 am

Contestants sign in and practice

8:20 - 8:30 am

Introduction of judges, review rules, answer general questions

8:45 - 12:20 pm

Practical Exam — hands-on skills/welding lab

12:20 - 12:40 pm

Cleanup lab

1:00 - until

Lunch - provided by Greenville Technical College  
Awards  
Photos, Interviews

# RULES

1. Contestants and instructors will not be allowed to wear **tennis shoes** in the welding lab.
2. Safety glasses must be worn at all times in welding lab.
3. **All competitors and instructors** are required to wear proper attire, to include: long pants, long sleeved-shirts—preferably denim or other fire retardant materials, leather work boots above the ankle, **no jewelry** (including rings, earrings, piercings, necklaces, etc.) or ragged clothing.
4. No cell phones will be allowed in the welding lab.
5. Curtains in the weld booths must be closed at all times.
6. Proper eye protection must be worn when using cutting torch or grinding and chipping slag; i.e., face shield, cutting goggles and safety glasses.
7. **NO POWER BRUSHING WILL BE PERMITTED!**
8. **DO NOT WIRE BRUSH THE ALUMINUM WELD.**
9. Limited grinding permitted. Grinding shall be limited to starts, stops and E-6010 root passes only.
10. All welding rods and rod stubs will be kept in a stub can at all times.
11. The competitor is responsible for notifying the judge if any complications arise or of equipment failure.
12. Each competitor is responsible for bringing his/her own personal equipment: welding shield, gloves, brush, chipping hammer, grinder, grinding shield, cutting goggles, etc. (see Tools Required List). Equipment must be in safe condition and approved OSHA and ANSL.
13. Only judges and competitors are allowed in the welding lab during the competition.
14. **The Judges' decision is final.**

# **TOOLS REQUIRED**

## **SkillsUSA Welding Competition**

1. Welder's hat or skull cap
2. Leather welding gloves
3. Leather welding boots (must cover ankles)
4. Welding hood (minimum #10 lens)
5. ANSI approved safety glasses
6. Number 5 cutting goggles

7. Soapstone
8. #2 lead pencil
9. Silver streak or equivalent
10. Tape measure (6' minimum)
11. Scribe
12. Ball-peen hammer

13. Center punch
14. 10" adjustable wrench
15. Vise-grip pliers
16. C-clamp
17. Side-cutting pliers
18. 10" mill bastard

19. Chipping hammer
20. Carbon steel wire brush
21. Stainless steel wire brush
22. Oxy/fuel striker
23. Oxy/fuel tip cleaner
24. Extra lens for welding helmet
25. 4" or 4½" side grinder

Lunch and all required metals for the competition will be provided by Greenville Technical College.

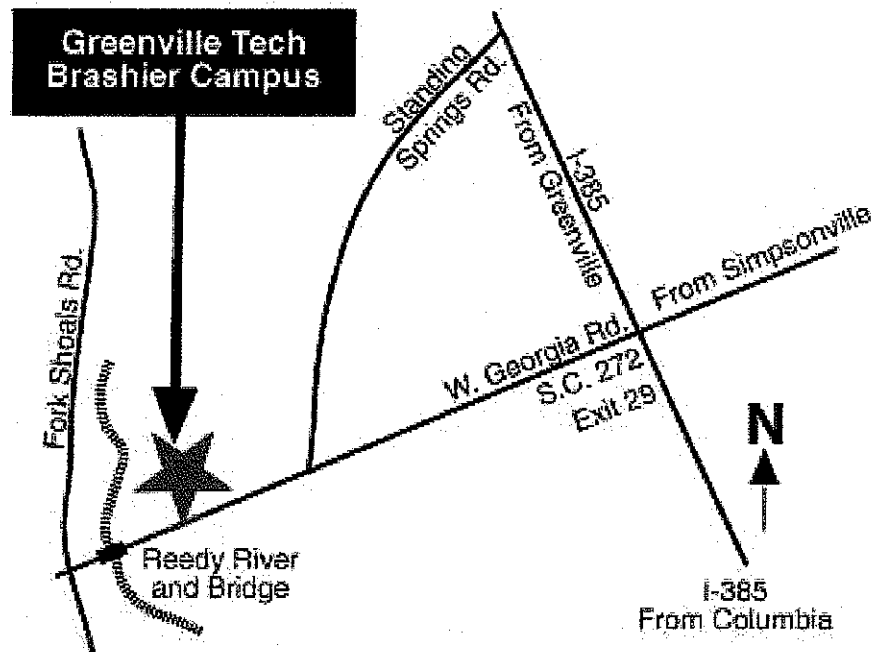
# Directions

## **Directions to Greenville Technical College Brashier Campus from Charleston and Columbia, South Carolina.**

Take I-26 west to Clinton, SC, then fork left on I-385 north toward Greenville. At Simpsonville, take Exit 29 (Georgia Road) and follow the signs to Greenville Tech Brashier Campus, approximately three miles.

## **Directions to the Greenville Technical College Brashier Campus from Anderson, Greenville, and Spartanburg.**

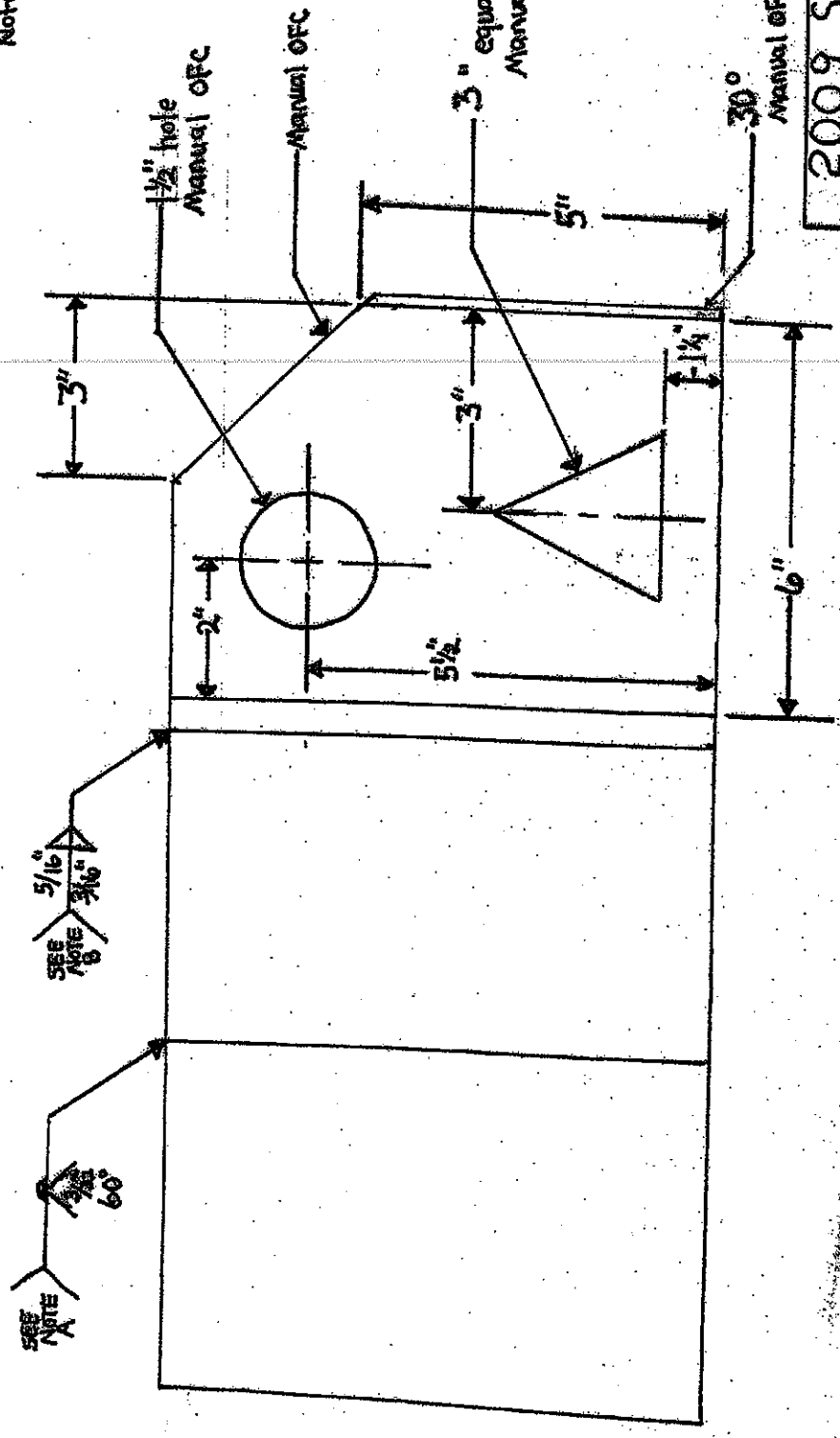
Follow I-85 until it intersects with I-385. Take I-385 south to Exit 29 and follow the signs.



Note A: Root  $3/32"$  6010  
 FW/cap  $3/32"$  7018  
 Stringer Cap

Note B: Arrow side GTAW  
 E105-6 2F  
 other side FCAW  
 .035 3F  
 E111-1

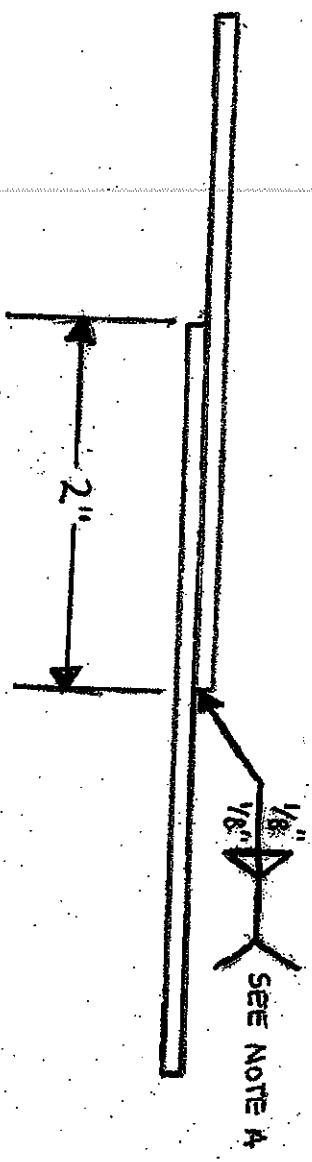
Note: No grinding or  
 files on cuts  
 using Chipping hammer  
 ok



2009 SKILLS USA  
 District Elimination  
 Welding Competition

Note A: NO BRUSHING  
THE ALUMINIUM WELD

Note: 2 F position (GTAW)  
Both sides



2009 SKILLS USA	
District Elimination	
Welding Competition	
Drawing No. 2	Drawn By: D. Smith
Aluminum	
4/21	